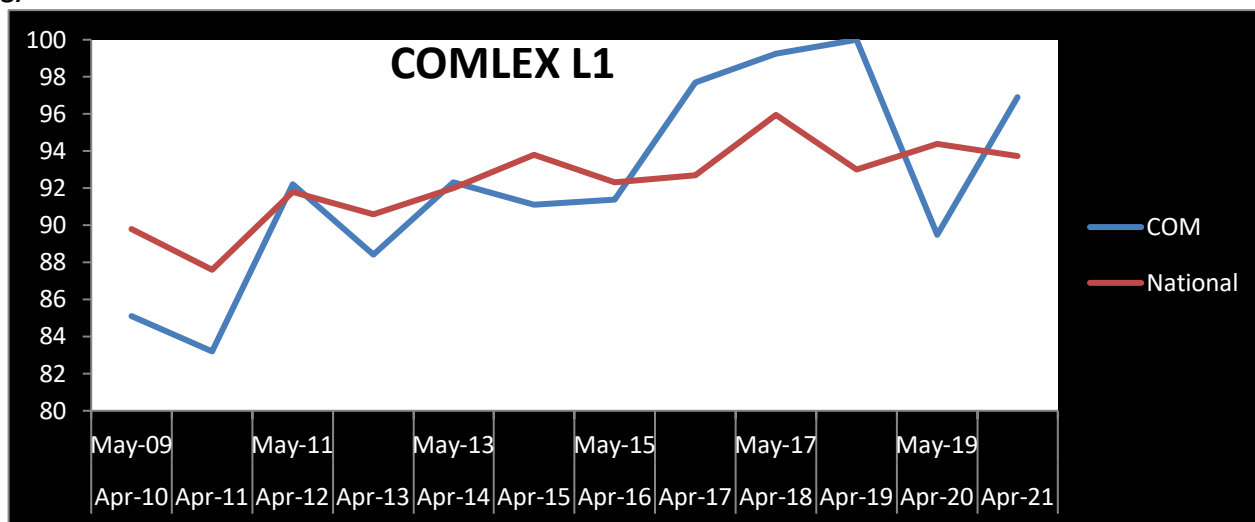


First time pass rate of College of Osteopathic Medicine students on ALL levels of the COMLEX-USA series for ALL years available from the National Board of Osteopathic Medical Examiners

Updated 4.16.21 YEC

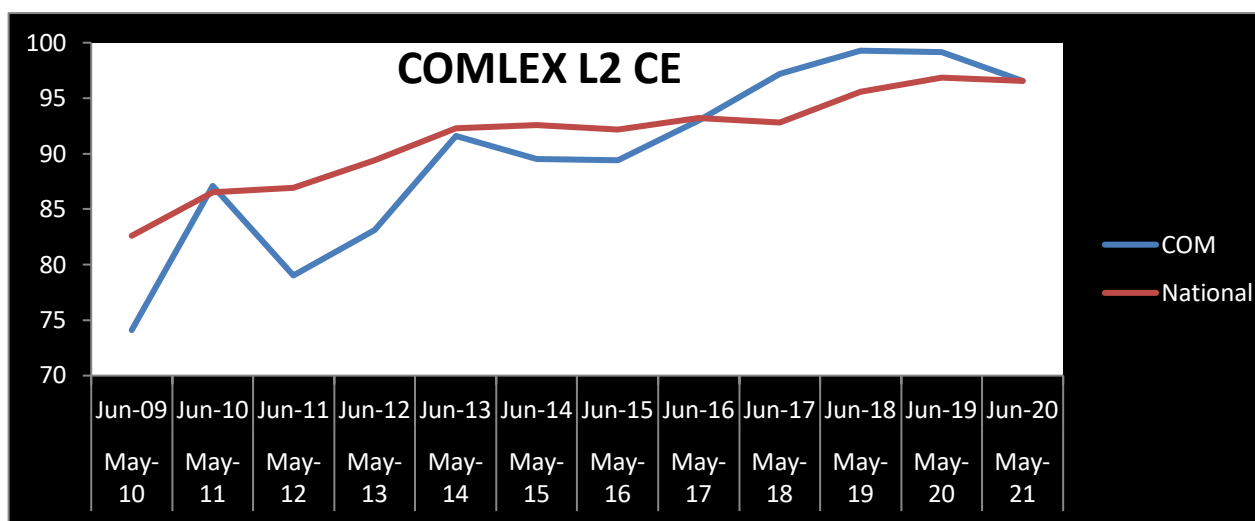
COMLEX Level 1 Pass Rate (NBOME Reporting)

Cycle End	Cycle Start	COM	National
Apr-10	May-09	85.1	89.8
Apr-11	May-10	83.2	87.6
Apr-12	May-11	92.2	91.8
Apr-13	May-12	88.4	90.6
Apr-14	May-13	92.3	92
Apr-15	May-14	91.1	93.8
Apr-16	May-15	91.4	92.3
Apr-17	May-16	97.7	92.7
Apr-18	May-17	99.25	95.95
Apr-19	May-18	100	92.99
Apr-20	May-19	89.47	94.38
Apr-21	May-20	96.92	93.74



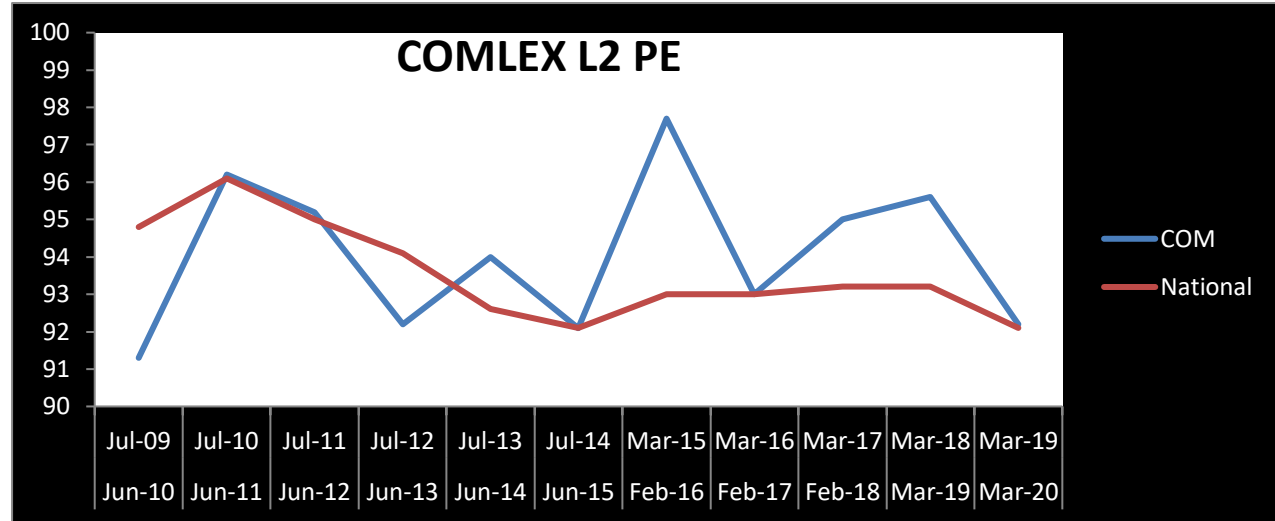
COMLEX Level 2CE Pass Rate (NBOME Reporting)

Cycle End	Cycle Start	COM	National
May-10	Jun-09	74.1	82.6
May-11	Jun-10	87.1	86.5
May-12	Jun-11	79	86.9
May-13	Jun-12	83.1	89.4
May-14	Jun-13	91.6	92.3
May-15	Jun-14	89.5	92.6
May-16	Jun-15	89.4	92.2
May-17	Jun-16	93	93.2
May-18	Jun-17	97.2	92.8
May-19	Jun-18	99.28	95.6
May-20	Jun-19	99.15	96.85
May-21	Jun-20	96.55	96.55



COMLEX Level 2PE Pass Rate (NBOME Reporting)

Cycle End	Cycle Start	COM	National
Jun-10	Jul-09	91.3	94.8
Jun-11	Jul-10	96.2	96.1
Jun-12	Jul-11	95.2	95
Jun-13	Jul-12	92.2	94.1
Jun-14	Jul-13	94	92.6
Jun-15	Jul-14	92.1	92.1
Feb-16	Mar-15	97.7	93
Feb-17	Mar-16	93	93
Feb-18	Mar-17	95	93.2
Mar-19	Mar-18	95.6	93.2
Mar-20	Mar-19	92.2	92.1



COMLEX Level 3 Pass Rate (NBOME Reporting)

Cycle End	Cycle Start	COM	National
Jan-10	Feb-09	89	91.9
Jan-11	Feb-10	89	91.4
Feb-12	Feb-11	93.3	95
Feb-13	Mar-12	95.9	95.1
Feb-14	Mar-13	90.3	96
Feb-15	Mar-14	96	96.4
Feb-16	Mar-15	96.2	96.5
Feb-17	Mar-16	98.6	96.7
May-18	Mar-17	94.54	95.43
Dec-19	Sep-18	98.36	97.46
Dec-20	Jan-20	96.33	97.01

